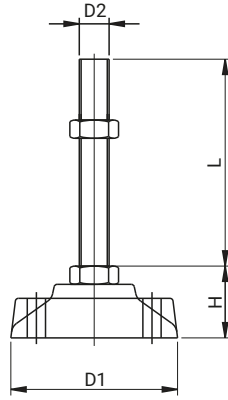


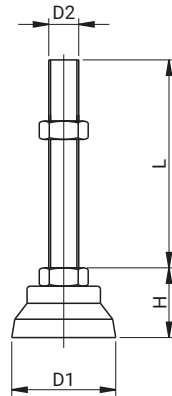
## 4.510.001



NAME	COMPONENTS	MATERIAL				
Adjustable foot	Screw	Steel zinc plated				
	Base	Polyamide				
CATALOGUE NO.	D1	D2	H	L	LOAD	
4.510.001.XXX	100	M16	42	100,150,200,250	600kg	
4.510.002.XXX		M20	46	75,100,150,200,250	800kg	
4.510.003.XXX		5/8"	43	100,150	600kg	
4.510.004.XXX		3/4"	45	100,150	800kg	
4.510.005.XXX		65	M16	42	100,150	600kg
4.510.006.XXX			M20	46	100,150	800kg

: where XXX=L

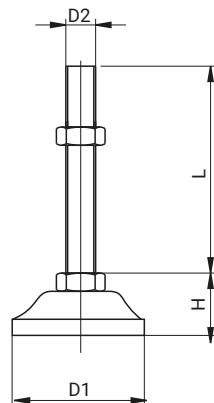
## 4.511.001



NAME	COMPONENTS	MATERIAL			
Adjustable foot	Screw	Steel zinc plated			
	Base	Polyamide			
CATALOGUE NO.	D1	D2	H	L	LOAD
4.511.001.XXX	65	M16	42	100,150,200,250	600kg
4.511.002.XXX		M20	46	75,100,150,200,250	800kg
4.511.003.XXX		5/8"	43	100,150	600kg
4.511.004.XXX		3/4"	45	100,150	800kg
4.511.005.XXX		M16	42	100,150	600kg
4.511.006.XXX			M20	46	100,150

: where XXX=L

## 4.512...



NAME	COMPONENTS	MATERIAL			
Adjustable foot	Screw	Stainless steel 304			
	Base	Stainless steel 304			
CATALOGUE NO.	D1	D2	H	L	LOAD
4.512.001.XXX	50	M16	31	100,150	1500kg
4.512.002.XXX	70	M16	31	100,150	1500kg
4.512.003.XXX		M20	35	100,150	2000kg

: where XXX=L