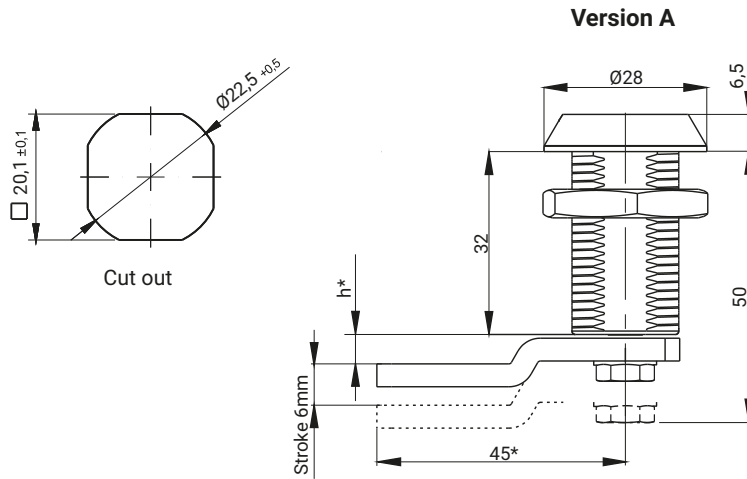
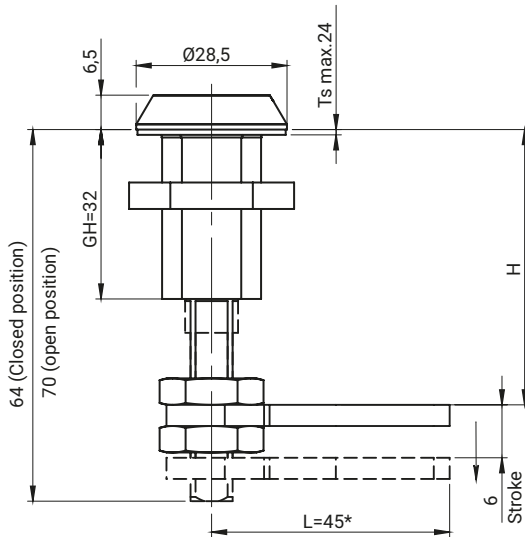


IP65 LH/RH



Version B

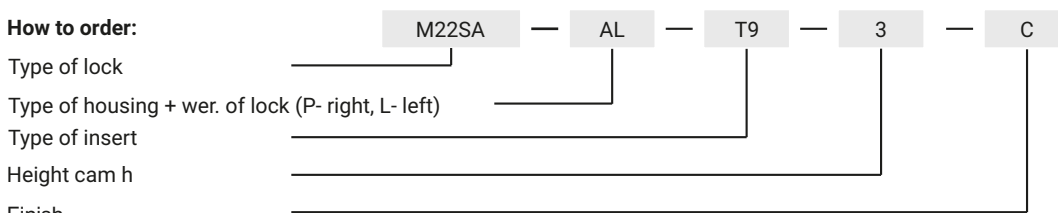
IP65 LH/RH



TYPE OF LOCK	COMPONENTS	MATERIAL					
M22SA	Housing, insert	ZAMAK 5					
	Cam	Steel zinc plated					
INSERTS [X]		FINISH [C]					
						Chrome	RAL 9005
D3	D5	T7	T9	KW7	KW8	01	04

H*	VERSION			
	A		B	
	MIN	MAX	MIN	MAX
0	32	32	38	52
3	29	35	35	55
6	26	38	32	58
9	23	41	29	61
12	20	44	26	64

How to order:



* possibility to make in another dimension

Ts- the thickness of sheet steel

The cam can be mounted on both sides in both versions of the lock