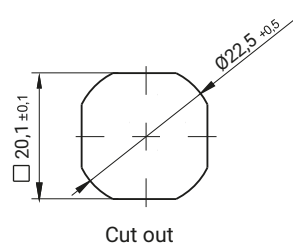
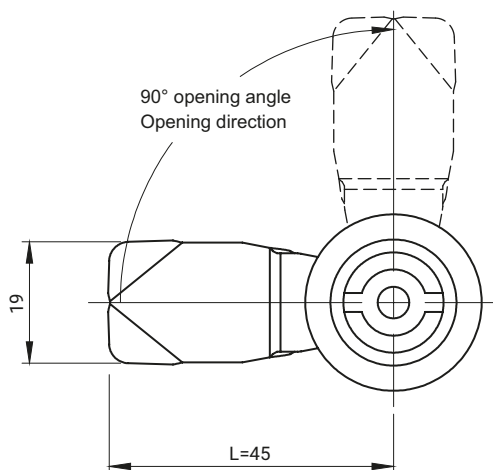
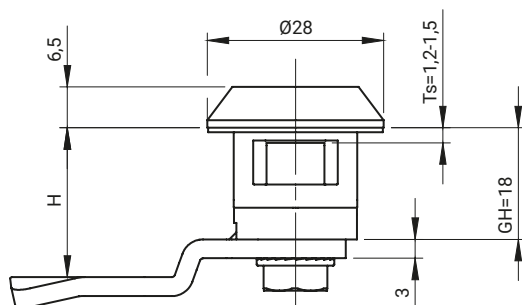


LH/RH



INSERT [X]							INSERT FINISH [C]				HOUSING FINISH [K]	
							Chrome	Nickel	RAL 9005	RAL 7035	RAL 9005	RAL 7035
D3	D5	T9	KW8	S	N	C9	01	02	04	05	07	08
NAME		COMPONENTS				MATERIAL						
M22ZD1		Housing				Poliamide						
		Insert				ZAMAK 5						
		Cam				Steel zinc plated						

How to order:

Type of lock

Type of insert [X] / Insert finish [C]

Height of cam [H]

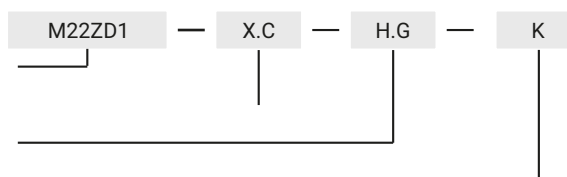
Housing finish [K]

where:

H - the cam unbending dimension

G - cam group

* possibility to make in another dimension



The lock is fitted with cams from the group: 12, 14, 17, 17A, 18, 32, 34, JK1-16018, JK2-16018, J-6000.03, J-6000.04, JK-1610.01, JZ-002 (pg. 1C-10 to 1C-23)